



WHAT TO WEAR

A FASHION FORWARD SENIOR'S GUIDE TO A
PORTRAIT PERFECT WARDROBE

WHAT TO WEAR

bright - jewel toned colors

complimentary layers

functional clothing: if you want to get the most out of your poses, you need to be able to sit, squat, stand, etc comfortably in your outfits

classic and thin chained jewelry paired with simple earrings

a variety of outfits that show off your true personality: at least one classic outfit + jeans, shorts, dresses, skirts, etc... mix it up!

NUDE under garments

tailored clothing that accentuates your best assets

WHAT NOT TO WEAR

wrinkled & dull clothes

busy patterns: camo, plaid, etc.

short length skirts, dresses and/or shorts that expose too much when sitting, squatting or bending over

trendy and chunky jewelry that can draw attention away from your face

the same outfits of the same style over and over again: wearing four dresses over the course of your portraits may not show variety

cleavage-baring tops & blouses

tight fitting clothing that can accentuate problem areas

Bright & Bold

Lauren went with a colorful array of outfits for her senior session! Each outfit was carefully planned, complete with complimentary jewel tones and matching accessories.

Notice how each outfit has at least two main colors: mustard yellow and forest green, sky blue and apple green, fuchsia pink and bold blue, and finally, poppy red with dark denim. Each color balances out the other quite nicely for a super polished look.



Muted & Mild

Katy decided on a muted wardrobe with light pastels and airy fabrics for her senior session. Each outfit whispers soft tones to lend a youthful yet chill senior style.

Notice how each outfit has different textiles to balance the soft colors: light and wide spaced polka dots, subtle centered cut outs and lace paired with perforated light colored leather. Katy played up her muted tones with a vintage flair while remaining modern all at the same time.



Bright & Bold

Whitney also went with a splashes of color for her senior session! She played around with different shades that she knew went well with her skin tone and played up each outfit with pops of stunning lip colors!



Muted & Mild

Tracy decided on a very muted wardrobe with creams, whites and blushes, and airy fabrics for her senior session. Each outfit is anchored with heavy textures to lend a youthful yet chill senior style.





WARDROBE BY BODY TYPE

If you're nervous about what kinds of clothes to wear in order to accent your best features, have no fear!

Over the next few pages, you'll learn how to dress to create illusions for the best possible you.

**THE
RECTANGLE
OR RULER
BODY TYPE**

TRAITS:

your slender upper body tends to be the same width as your slender lower body

you may often consider yourself “boxy”

YOUR WARDROBE GOAL:

enhance your figure by creating curves with hemlines and colors

DOS & DON'TS

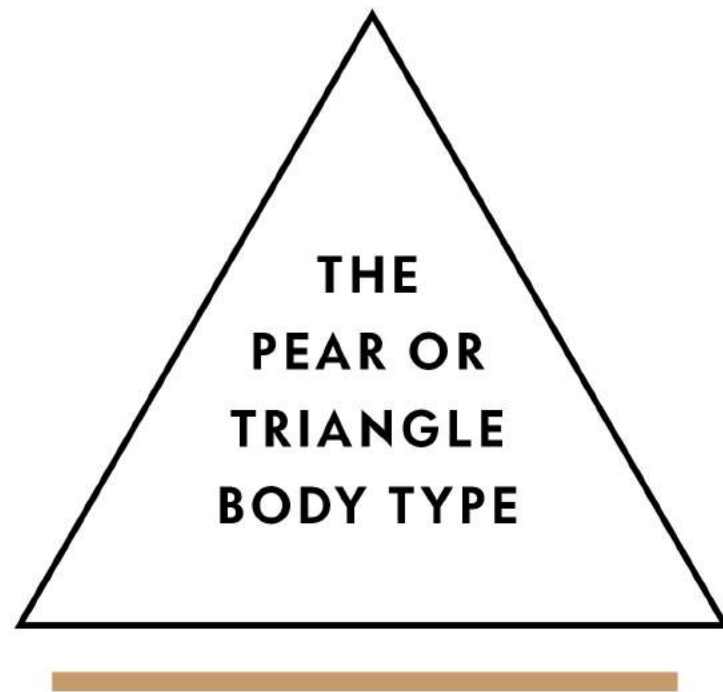
don't be afraid to experiment with colors - if you want to accentuate your upper body, wear a brightly colored top with darker bottoms, and vice versa if you want to accentuate your lower half

shapely tops (scoop neck, v-neck, sweetheart, halter necklines) can create curves on your upper body

peplum tops or dresses will add curves by bringing attention to your hips

refined patterns in classically bold colors help give depth and a richness to your frame

high waisted belts will give you the illusion of a smaller waist which will add curves



TRAITS:

your upper body (shoulders, chest, and stomach) is more slender in comparison to your wider lower body (hips, thighs and bottom)

YOUR WARDROBE GOAL:

to balance out your lower body by creating optical illusions on your upper body with appropriate clothing

DOS & DON'TS

keep your tops lighter in color than your bottoms - it will bring attention to your thin upper frame

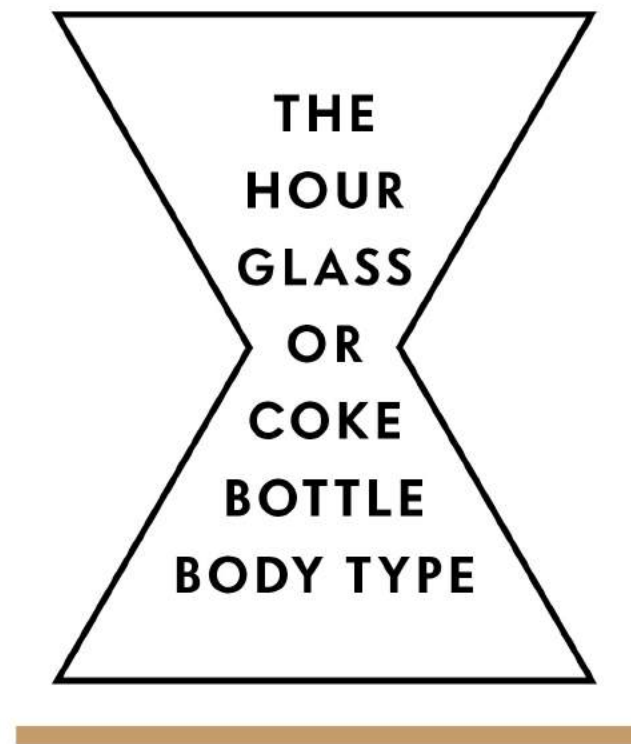
wear blazers and jackets that stop at the hipline

brightly colored cardigans/tops will always draw attention away from your hips and up towards your face

your pants should be boot or flare cut - it will help balance out your hips

stay away from pencil skirts - they will only accentuate your lower body

a-line cut skirts will help balance out your hips as well



TRAITS:

your upper body and lower body are similar in width while a very small waist breaks through your middle

you often refer to yourself as “curvy” with a small waistline

YOUR WARDROBE GOAL:

to accentuate your curves without looking suggestive

DOS & DON'TS

wear fitted/tailored looks that aren't too tight or attention drawing

waistline belts can help accentuate your stomach and show off your figure

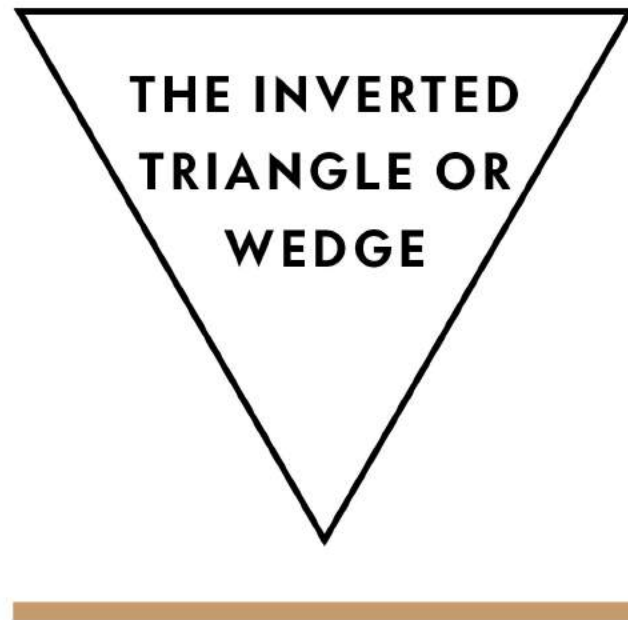
skinny jeans and bootcut jeans look best on you

nude high heels can lengthen your legs

try not to wear your skirts/dresses too short as it can look less than classy on your body type

fitted jackets can help hide larger breasts and not call attention to them

watch how low your top plunges - keep it senior appropriate



TRAITS:

your upper body (shoulders, chest and stomach) measure wider than your smaller lower body

YOUR WARDROBE GOAL:

minimize your upper body and accentuate your lower body to create balance for your body type

DOS & DON'TS

high waisted bottoms are great for this look because they help bring attention to your shapely hips

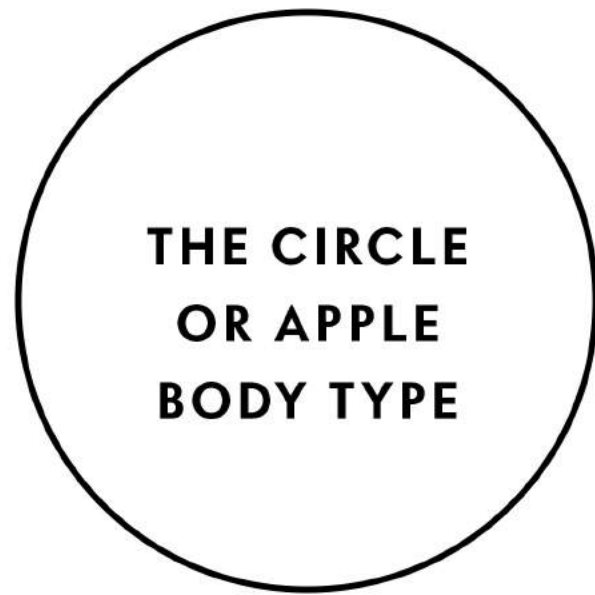
keep your neckline soft: go for cowl necks, deep v-necks or even scoop necks

stay away from spaghetti straps as they can draw attention to a larger upper body

do use a high waisted belt to accentuate your waistline

go for simple and darker toned tops, while experimenting with brightly colored or refined printed bottoms

wear wide legged pants to balance out a wider upper body



**THE CIRCLE
OR APPLE
BODY TYPE**

TRAITS:

your middle body holds most of your weight (chest, upper arms, stomach, hips and bottom)

YOUR WARDROBE GOAL:

lengthen your torso and create the illusion of a waistline

DOS & DON'TS

wear a great tummy shaper to minimize any bulge at the waist and an uplifting bra to create separation between your waistline and bra line

a darker toned longer length cardigan can help elongate your torso and cut your middle horizontally in half

wear a structured blazer or jacket that will help draw angular lines giving your upper body structure

3/4 sleeves are best for your tops to draw attention away from your upper arms

heavier fabrics are best to help hide any trouble areas - any lycra or spandex in your clothing will mean that it may cling to your body

bootcut bottoms will help lean out your body

A woman with long, wavy blonde hair is shown from the chest up. She is wearing a long-sleeved top with a vibrant purple and pink paisley pattern. Her right hand is raised to her hair, and she is looking down and to the left. The background is a blurred indoor setting with warm lighting.

WARDROBE BY SKIN TONE

COOL SKIN TONES

Cool skin tones are usually pale and have blue, pink, or magenta undertones.

People with cool skin tones (called "winters") usually have light blonde hair, red hair and light eyes. Some have extreme contrasts like dark brown hair with blue eyes and pale skin.

Quick Tip: if you have blue eyes, wear blue... and the same goes for green eyes and a green outfit

Complimentary Colors: blues, greens, purples




WARM SKIN TONES

Warm skin tones are usually deep and have yellow, olive or tan undertones.

People with warm skin tones (called "summers") usually have brunette hair, red hair (with brown eyes) and black hair. Most warm toned people have dark or hazel eyes.

Quick Tip: jewel tones still look good on warm tones, but deeper in color (eggplant instead of purple, deep teal instead of electric blue)

Complimentary Colors: khaki, gray, olive green, orange, coral





WARDROBE BY STYLE

casually CAREFREE

One of the best things you can remember when deciding your senior portrait wardrobe is to BE YOURSELF! If denim cut-offs, sandals and a slouchy knit top is your way of relaxing, let one of your outfits show that off! Don't be scared of this style - you can still keep it looking pretty!

Whether you like bold colors or muted tones, there is so much you can do with this casual senior look! The huge plus to this style is that it completely transitions into any season so there's no reason to worry about the weather!

A FEW TIPS AND TRICKS TO KEEP IT POLISHED

A casual classic will always be denim.
Whether it's cut-off shorts, boot cut jeans or denim skinnies, you can always transform this look into whatever you want it to be.

Keep your colors neutral and bold (instead of soft) to play up your primary colors.

If you want to add a few complimentary colors, throw on a super fun scarf.

To keep this look casual, keep your top loose fitting and/or slouchy.

COLORS TO MIX AND MATCH

denim & green with blue
orange & blue
denim & brown
white & coral
denim & coral





Denim cutoffs are THE ANTHEM of the casual look! They're classic with a twist of grunge and scream "I'm just hanging out and lookin' good!"

You can play them up with a burst of color on top or play them down with a vintage tee and bandana headband. Throw on some kicks or military boots and you've got a classic casual style.



If you want to play it safe with a pair of jeans, you can still keep them casual by picking a lighter "true blue" tone and go for ripped!

Pair your jeans with a simple undershirt matched with an aztec or tribal cardigan or vest to get down to nature!

casually CAREFREE

WHERE TO BUY

Urban Outfitters
www.urbanoutfitters.com

GAP
www.gap.com

Old Navy
www.oldnavy.com

Forever 21
www.forever21.com

Nasty Gal
www.nastygal.com

DON'T FORGET

IF YOU NEED A LITTLE INSPIRATION FOR YOUR SENIOR PORTRAIT WARDROBE, GO TO THE ABOVE ONLINE SITES AND BROWSE THEIR IMAGES SHOWCASING THEIR CLOTHING!

THEY WILL USUALLY HAVE AMAZING OUTFITS COMPLETELY PUT TOGETHER AND DIGITAL "LOOKBOOKS" THAT ARE FULLY AND PROFESSIONALLY STYLED FOR YOUR VIEWING PLEASURE!



urban STREET

Whether it's military/combat boots, leather jackets or bold angular patterns, urban street style is always a great modern look for your senior portraits. If you're looking for a hard edge, stick with dark muted tones and tailored outfits that are as straight laced as your boots. If you want to soften it up a bit, add a few brighter tones and flowy fabrics to keep it chic but still street. Feel free to mix and match new threads with thrift shop finds and remember to throw back a bit to the '80s and '90s.

A FEW TIPS AND TRICKS TO KEEP IT POLISHED

Want to brighten up a foundation of dark colors?
Try a printed pair of leggings with a pop of color.

Remember the shoes:


To really kick up your outfit and keep it real, throw on a pair of legit underground kicks. Play with either ankle cut or high top sneaks for a more hip hop look and play with military lace ups or combats for that army brat look.

Jackets:

The only way to go for this look is to keep it structured and dark. Black leather or army green jackets will keep your look muted and edgy. Keep them matte with metal accents for authenticity.

COLORS TO MIX AND MATCH

army green & matte black
desert brown & matte black
silver & charcoal gray
deep navy blue & slate gray
camo green & chocolate brown



For the urban street look, accessories mean everything! You can usually edge out a simple outfit with a few accessories like bootsocks, a hat, a few knuckle rings and some free falling necklaces.

Riley came to her session with these super cute camo cut-offs, fabulous one shoulder cream sweater, and lace up boots. We were looking for a way to transition this summer/winter look and these army green thigh socks and matching beanie really set the whole look off.





urban STREET

WHERE TO BUY

Urban Outfitters
www.urbanoutfitters.com

Forever 21
www.forever21.com

LuLu's
www.lulus.com

GAP
www.gap.com

Nasty Gal
www.nastygal.com

DON'T FORGET

IF YOU NEED A LITTLE INSPIRATION FOR YOUR SENIOR PORTRAIT WARDROBE, GO TO THE ABOVE ONLINE SITES AND BROWSE THEIR IMAGES SHOWCASING THEIR CLOTHING!

THEY WILL USUALLY HAVE AMAZING OUTFITS COMPLETELY PUT TOGETHER AND DIGITAL "LOOKBOOKS" THAT ARE FULLY AND PROFESSIONALLY STYLED FOR YOUR VIEWING PLEASURE!



pretty PREP

This look is for those who love tailored structure with whimsy accents. Collars meet jewels while blazers are paired with pops of color all while staying inside the lines.

Soft patterns share pastel colors and light and airy fabrics are paired with streamlined silhouettes. If you're a happy, go lucky girl who likes to look polished and playful, this is the style for you.

A FEW TIPS AND TRICKS TO KEEP IT POLISHED

If you love Chambray collars, pair them with a pretty sweater and heavy jewels to play up your neckline and keep it feminine.

For a bold look, play up your patterns in a bold way and go with large prints. For a softer look, keep your prints small and light.

If you do go with floral/pretty prints, remember to anchor them with a heavy solid.

Balance the seasonal approach by pairing chunky sweaters with light skirts or fall skinnies to keep the look girly and fresh.

COLORS TO MIX AND MATCH

cream & blush
chambray & neutrals (blacks, whites, nudes, grays)
pastels & nudes
light blue & apple green
nautical blue & white
rose gold & peach





A great way to add a little color to your preppy outfit is to add a bright and colorful cardigan to a simple under shirt!

Remember to use complimentary colors so that you're not too "matchy matchy!" Blue and yellow is a wonderful color scheme for Spring!



Patterned shorts are a staple of the pretty prep look and they are a must have for Spring and Summer sessions!

Pick a favorite color from your patterned shorts and use it to anchor the pattern as a top! Pick another color from the same pattern and use it to accessorize the whole look!



pretty PREP

WHERE TO BUY

J Crew
www.jcrew.com

GAP
www.gap.com

Old Navy
www.oldnavy.com

Forever 21
www.forever21.com

LuLu's
www.lulus.com

DON'T FORGET

IF YOU NEED A LITTLE INSPIRATION FOR YOUR SENIOR PORTRAIT WARDROBE, GO TO THE ABOVE ONLINE SITES AND BROWSE THEIR IMAGES SHOWCASING THEIR CLOTHING!

THEY WILL USUALLY HAVE AMAZING OUTFITS COMPLETELY PUT TOGETHER AND DIGITAL "LOOKBOOKS" THAT ARE FULLY AND PROFESSIONALLY STYLED FOR YOUR VIEWING PLEASURE!



lucky in LACE

Whether it's a lace top, lace shorts or a lace dress, you can never go wrong with this fun and flirty classic! Keep it modern by wearing it in bold and bright colors or keep it timeless with muted tones of cream and blush. Play it up with a strand of pearls or bring it way down by pairing lace with cowboy boots for a down home style. It's feminine and always soft when you want to keep your senior portrait style all American with that "girl next door" look.

A FEW TIPS AND TRICKS TO KEEP IT POLISHED


To keep lace looking high end, be sure to purchase only those pieces that are scalloped or open hemmed. That makes the piece look unique and intricate.

Remember that lace is usually see through, so pair your piece with nude undergarments. Refrain from using anything other than nude undergarments because it can come off as less than classy.

If you are foregoing pretty pearls for a more modern look, stick with thin chained necklaces when wearing lace as not to compete with the pattern in the lace.

COLORS TO MIX AND MATCH

cream & blush
cream & white
black & pink
coral & nude
coral & dark denim
blue & black/nude





lucky in LACE

WHERE TO BUY

Anthropologie
www.anthropologie.com

American Eagle
www.ae.com

LuLu's
www.lulus.com

Forever 21
www.forever21.com

J Crew
www.jcrew.com

DON'T FORGET

IF YOU NEED A LITTLE INSPIRATION FOR YOUR SENIOR PORTRAIT WARDROBE, GO TO THE ABOVE ONLINE SITES AND BROWSE THEIR IMAGES SHOWCASING THEIR CLOTHING!

THEY WILL USUALLY HAVE AMAZING OUTFITS COMPLETELY PUT TOGETHER AND DIGITAL "LOOKBOOKS" THAT ARE FULLY AND PROFESSIONALLY STYLED FOR YOUR VIEWING PLEASURE!



boho BEAUTIFUL

Whether you're a wanderlust at heart or a wild spirit, this boho look is for you! This style is the love child of the gypsies and the 1970s and is such a great way to bring emotional freedom into your senior portraits!

Most boho looks are light and airy with sheer fabrics and lace while others are full of bold tribal patterns and hints of Middle Eastern flair. You can mix and match these two options or keep them separate for two completely different looks.

A FEW TIPS AND TRICKS TO KEEP IT POLISHED

If you decide on sheer fabrics, remember to bring NUDE undergarments to maintain your modesty. Black or white undergarments will definitely show through.

Stackable bangles are HUGE accessories for this look and can add to the authenticity of the style.

Headbands (for across the forehead) also bring a certain genuine look to match this gypsy throwback style.

The more rings, the better!

The more layers you have on, the better! Add on a sheer kimono, fur vest belted with skinny belt, boot socks, and everything else you can think of!

COLORS TO MIX AND MATCH

cream & blush
cream & nude
cream & pink
Middle Eastern tones
Indian tones





The true secret to pulling off the bohemian style is all in the accessories.

Necklaces piled on necklaces, bangles stacked upon bangles, and rings laid on top of more rings. The boho look comes from the gypsies and they were always wearing tons of rustic jewelry all over their wardrobe.

Feel free to mix your metals as you deck out your neck, wrists and fingers.



Another huge factor in the boho style is your organics...

Leather and fur are perfect add ons for this look and can send it to the next level. Add on some leather cuffs and headbands to ruff it up a bit and then throw on a fur vest to sky rocket the fabulousness of this look.

Even a leather jacket trimmed in fur can turn you into a wanderlust in no time.



boho BEAUTIFUL

WHERE TO BUY

Free People
www.freepeople.com

Anthropologie
www.anthropologie.com

ThreadSense
www.threadsense.com

Spool No. 72
www.spool72.com

Johnny Was
www.johnnywas.com

DON'T FORGET

IF YOU NEED A LITTLE INSPIRATION FOR YOUR SENIOR PORTRAIT WARDROBE, GO TO THE ABOVE ONLINE SITES AND BROWSE THEIR IMAGES SHOWCASING THEIR CLOTHING!

THEY WILL USUALLY HAVE AMAZING OUTFITS COMPLETELY PUT TOGETHER AND DIGITAL "LOOKBOOKS" THAT ARE FULLY AND PROFESSIONALLY STYLED FOR YOUR VIEWING PLEASURE!



country CHIC

Lovely ruffles and lace paired with sheer and flowy fabrics are the main factors of this wonderfully classic senior portrait style. As the sun sets and the warm light fills the air, your hair will be effortlessly lit with a halo and your sheer dress will leave behind an amazing silhouette. If you want to nix the flow and trade it in for a strapping pair of bootsocks, keep the balance with a pretty top edged in ruffles or light lacey pattern.

A FEW TIPS AND TRICKS TO KEEP IT POLISHED

This style is for the ultimate casual feminine look! Keep it classic by sticking with super soft and neutral tones - nudes, creams, and blushes.

Layering adds so much to this look and can take your outfit from simple to polished in seconds! Layer your ruffled dress with a sheer kimono to add light depth.

Notice how sheer your country chic outfit is when purchasing it! The more sheer, the better when it's sunlit! **DON'T FORGET NUDE UNDERGARMENTS!**

If you want to add a pop of color to your neutral wardrobe, throw on a bright scarf, statement necklace (turquoise fits the style perfectly) or chambray button down top - keep it country but sophisticated!

COLORS TO MIX AND MATCH

cream & nude
cream & white
nude & pink
turquoise & cream
coral & light denim
cream & chambray



If you want to keep your Country Chic outfit on the country side, your denim jacket is always an option!

It can anchor a brightly colored dress or give a pop of color to a muted outfit. Don't forget to keep the denim a classic color as not to age or date your senior portraits.



If you want to keep the cowboy boots and denim home while maintaining a Country Chic look, why not go for a classic Hampton's style outfit!

A sun hat and simple maxi skirt can keep the look country enough without a few cows and a barn door in the back ground.



country CHIC

WHERE TO BUY

Urban Outfitters
www.urbanoutfitters.com

American Eagle
www.ae.com

Old Navy
www.oldnavy.com

Forever 21
www.forever21.com

ModCloth
www.modcloth.com

DON'T FORGET

IF YOU NEED A LITTLE INSPIRATION FOR YOUR SENIOR PORTRAIT WARDROBE, GO TO THE ABOVE ONLINE SITES AND BROWSE THEIR IMAGES SHOWCASING THEIR CLOTHING!

THEY WILL USUALLY HAVE AMAZING OUTFITS COMPLETELY PUT TOGETHER AND DIGITAL "LOOKBOOKS" THAT ARE FULLY AND PROFESSIONALLY STYLED FOR YOUR VIEWING PLEASURE!



gorgeous GLAM

This is the time to memorialize your senior year - and what better way to do that than to showcase your formal dress from Homecoming or Prom? Glam it up with your favorite dress that flatters you to the core! Of course, you'll have pictures from Prom or Homecoming taken with a point and shoot camera, but it's a whole other story to have professionally styled and captured images of your all glammed up at a location to match! Show off your formal style for ultimate senior pictures variety!

A FEW TIPS AND TRICKS TO KEEP IT POLISHED

The length of your dress speaks loudly!
A short dress means you're the life of the party and ready to go!
While a long dress exudes elegance and Hollywood glamour!



Always remember to bring the appropriate NUDE undergarments for your dress:
strapless or convertible bra, SPANX, seamless underwear, shapewear, etc.

If you want to showcase this look for your senior portraits, always bring a back up just in case! It's always a smart decision to have Plan B for your portrait session day!

Keep in mind that the more sequins and embellishments on your dress, the less accessories you will need. Vice versa goes for a simple dress.

COLORS TO MIX AND MATCH

black & nude
red & black
silver & blue
blush pink & nude
gold & black





Want to make your party dress a little more edgy?

Throw a black leather moto jacket on top and ROCK IT OUT!

The leather jacket is always a genius idea when you want to turn it up a notch! Fashion is all about being avant-garde and pushing the envelope!

When going the elegant route, image is everything and there's a fine line to balance.

This look could afford a statement necklace because the dress is so simple, clean and minimalist. When you want to give your dress some punch, add a stunning accessory.

Always keep a balance between the two.... a simple dress needs statement accessories and a statement dress needs simple accessories!





gorgeous GLAM

WHERE TO BUY

Rent the Runway
www.renttherunway.com

Prom Girl
www.promgirl.com

LuLu's
www.lulus.com

Sherri Hill
www.sherrihill.com

Nordstrom - The Prom Shop
<http://shop.nordstrom.com/c/prom-dresses>

DON'T FORGET

IF YOU NEED A LITTLE INSPIRATION FOR YOUR SENIOR PORTRAIT WARDROBE, GO TO THE ABOVE ONLINE SITES AND BROWSE THEIR IMAGES SHOWCASING THEIR CLOTHING!

THEY WILL USUALLY HAVE AMAZING OUTFITS COMPLETELY PUT TOGETHER AND DIGITAL "LOOKBOOKS" THAT ARE FULLY AND PROFESSIONALLY STYLED FOR YOUR VIEWING PLEASURE!

